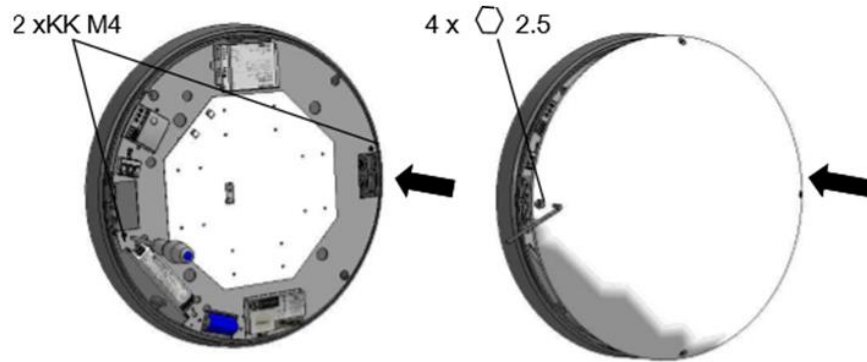
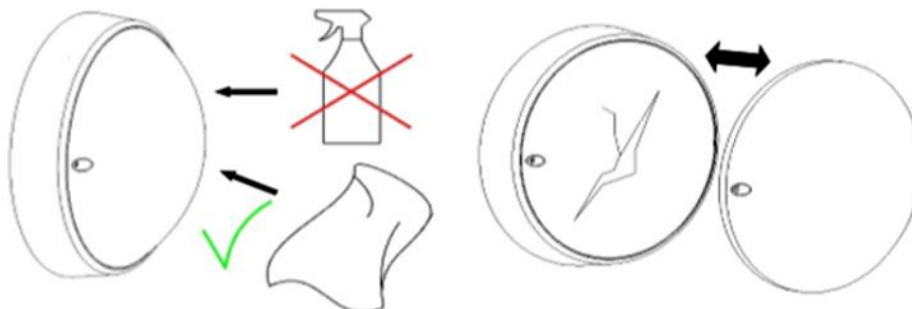




Sluiten - Closing - Schliessen



Poetsen - Cleaning - Reinigung



Disclaimer

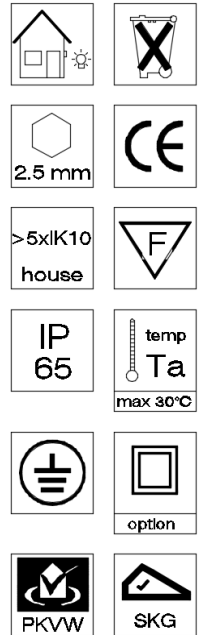
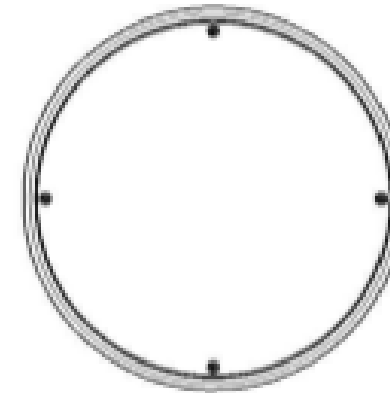
NL- Alle informatie, ontwerp en specificaties die in deze handleiding zijn opgenomen waren ten tijde van publicatie correct. Echter, omdat het product continu in verbetering is, kan het uiteindelijke product enigszins afwijken van de functionaliteit die in deze handleiding is vermeld.

EN- All information, design and specifications in this manual, were correct when published. Yet: because this product is constantly being improved, the final product can be slightly different to the functionality that is represented in this manual.

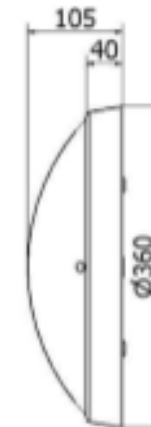
DE- Alle Informationen, Design und Spezifikationen in dieser Anleitung waren korrekt zur Zeit Publikation. Dennoch: weil dieses Produkt konstant verbessert wird, kann das endliche Produkt etwas anders sein als in dieser Anleitung dargestellt ist.

DottM
Montagehandleiding - Installation instructions - Montageanleitung

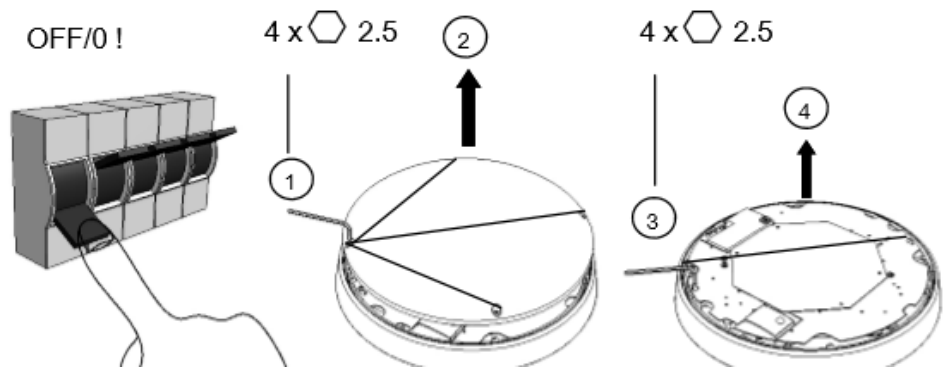
Revisie 4
08-05-2017



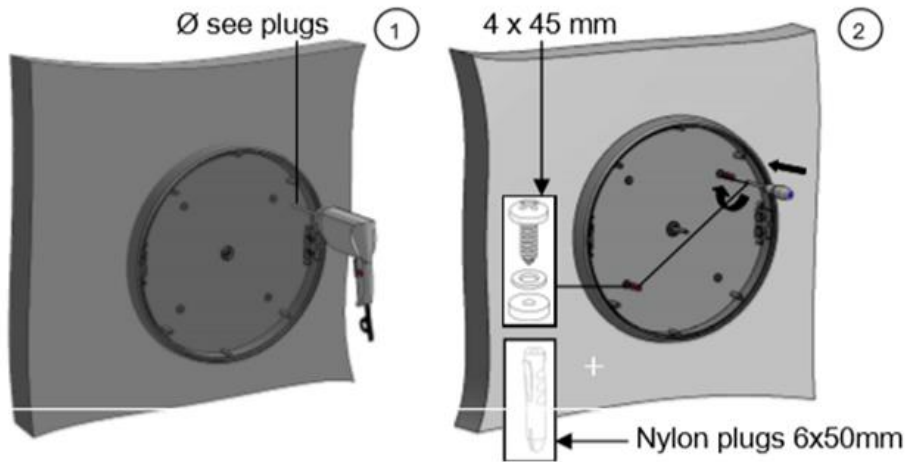
Hoofdafmetingen (mm) - Main dimensions (mm) - Hauptabmessungen (mm)



Openen armatuur – Openng luminaire – Öffnen Leuchte



Montage – Mounting - Montage



Aansluiten bekabeling – Installing Wiring – Anschliessen Leitung

